

Hamilton SeniorNet

WEBSITE:

**http://
www.hamseniornet.org.nz/**

September 2011 No. 2011/09



Newsletter for Hamilton SeniorNet (Inc) P.O.Box 1097,

**Life Members Peter Hurford Helen Perham
Paddy Ammundsen Wallie Newport**

**C
O
M
P
U
T
E
R
T
A
L
K**

Presidents message Hello everyone

For the first time since I took over this position, The Celebrating Age Centre is having an Open Day on Wednesday and Thursday 28th and 29th September,

Seniornet will be on display from 10am to 12.30 pm on Thursday and I hope that you will tell people about it and encourage them to come along and see our display and talk with some of our members. Apart from our stand we will have staff from Noel Leeming there to demonstrate an AppleMac computer, so it could be an interesting morning. Of course, in addition to our display, the other groups using the Celebrating Age Centre will also be putting on displays and the like Don't forget, on Wednesday 5th October there will be another Workshop, with Virginia Schnaur. This is always interesting with something to learn.


Elsewhere in this edition of Computalk is, sadly, a notice advising that Laurie Hutton will be standing down as Secretary of Hamilton Seniornet. Laurie has been in this position for a fair number of years and I know we all on Committee will be sorry to see him go, and we wish him well in the future. That's all for this time. Happy Computing. Arthur

Pauls Comment. The computer training room continues to develop. We are keeping up with the latest range of Windows Computers as well as keeping some of the old favourites going like XP and Vista. We have also added a New Apple computer.

So if you have not been on a course for a while try another one, or anyway come in and see our room. If you are thinking of getting a new computer and would like to know more about Windows Seven or even Apple come in and give them a try. Do a course on Windows seven and get to know one before you buy.

The Camera Club continues to be more popular so if any members have a camera or are thinking of getting one come along to camera club and share your thoughts about cameras and Photos. We will be pleased to see you. **The next meeting will be on Monday October 31st** .We meet in the afternoon at 1.30pm. Paul

October Events



Workshop	Wednesday 5th October 1.30 Lounge
COG's	Wednesday 12th October 1.30 Lounge
Short Course	Build a website Friday 28th October 1.30pm
New Members	Wednesday 19th October 12 Noon Lounge
Camera Club	Monday 31st October 1.30 Lounge

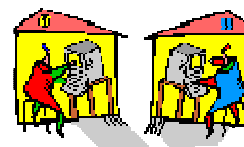
New Members

A very warm welcome to the following We hope you enjoy your time with Senior Net Hamilton.

Kevin McCarthy

Eric Stockley

Ron Hayes

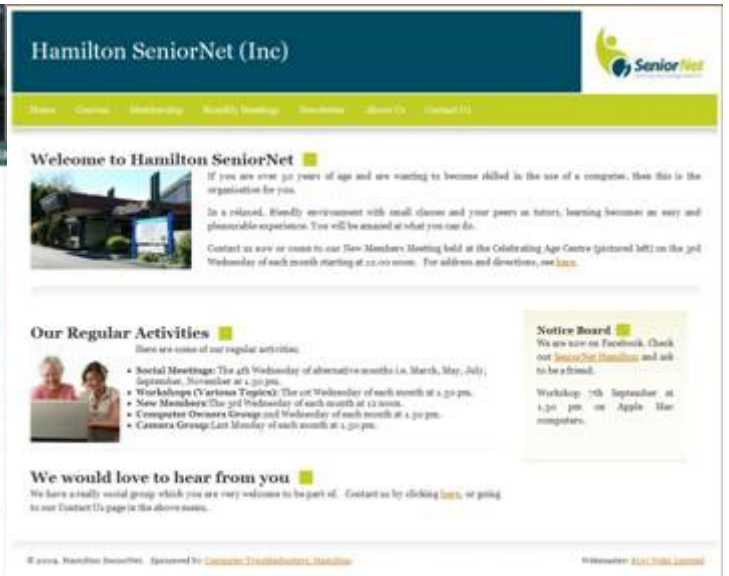


Management Committee

Arthur Beale	President	856 6922	arfamo@xtra.co.nz
Laurie Hutton	Secretary	854 9283	hutton@maxnet.co.nz
Ken Holmes	Treasurer	855 6747	ken.holmes@xtra.co.nz
Trevor Rawlings	Tutor Coordinator	824 6883	rawlings@clear.net.nz
Christina Rawlings	Manuals Advisor	824 6883	chris.rawlings@clear.net.nz
Jennifer Vuletich	Social Convener	847 9855	vuletich.l@xtra.co.nz
Merv Kelman	Newsletter Editor	856 5608	kelman@ihug.co.nz
Noel Gillard	Course Secretary	854 0829	m.n.gillard@hnpl.net
Virginia Schnauer	Workshops	8584473	Virginia@vdesign.co.nz
Paddy Ammundsen		843 4008	paddy@slingshot.co.nz
Pat Van der Maas	Membership Secretary	853 6077	pvd@m@xtra.co.nz
Paul Rossiter	Centre Manager	856 8669	paul.rossiter@xtra.co.nz

The SeniorNet Workshop October 5th at 1.30pm

Ever wondered why designers charge so much to build a website? Or have you wondered how to build one yourself?



Workshop: Building Free websites using WordPress

Virginia Schnauer will show you how to build a FREE website using WordPress templates

How to set up a free website account

How to use the control panel/dashboard

How to find a look to suit your interest: family history, sports club, business, and so on

How to change layout styles: colours, fonts, banners, and so on

How to creating pages and blogs and why

Sometimes when someone sends you a PowerPoint presentation as an email attachment, you don't want to keep the presentation, but you would like to extract the music. In MS PowerPoint 2007 we used to be able to extract music from PowerPoint files by saving them as a Web page in html format. Microsoft has removed this capability from PowerPoint 2010. There is no longer an option to save in html format. Instead follow this procedure to extract the music file.

Right click the PowerPoint Email attachment pps or ppsx file, click on Save As and save the file to somewhere you can find it later.

Launch PP 2010, find the saved file and open it.

Immediately save it again as a presentation file pptx

Close PP.

Go to where you saved the pptx file, right click it and choose Rename.

Change the file extension pptx to zip and press Enter.

Double click the folder to open it. The zipped file contains several folders. Objects such as videos, sound files or documents are found in the ppt folder inside the Media folder.

NOTE: You must have your computer set to show file extensions to be able to use this method.

COGS September



Just over 20 members attended the September meeting. Among the topics covered were:-

1. Open source software:-

The Waikato Linux Users' Group was celebrating Software Freedom Day (Sat 17 September), with demonstrations of open source software at the Waikato University.

One member wanted to know how to obtain the photo manipulation program The GIMP. It can be downloaded from <http://www.gimp.org/>

A short demonstration was given of some of the text handling facilities in the Inkscape vector graphics editor program (available from <http://inkscape.org/>). Text can be stretched, rotated, etc and be made to follow a curve,

If you wanted to (and had or rented a "Server" permanently connected to the Internet), you could set up your own private social networking site using Elgg from <http://elgg.org/>

2. Now that Genesis Energy is replacing old power meters with modern smart meters, consumers are able to download graphs and data of their electricity usage - either daily or hourly.

3. Some tips for keeping your home wireless network secure and free from eavesdroppers:- (a) change the admin password, (b) use WPA wireless security, and (c) disable the broadcast your "SSID".

4. A couple of short videos of the upcoming "Windows 8" were shown. Go to youtube.com and search on " "Windows 8" preview". Video #1 from Microsoft was one of the videos shown.

5. Jakki mentioned having problems with the layout of the Facebook page. However, following the meeting she reported that the page had returned to normal.

6. Tony mentioned that although in Windows XP and Vista it was possible to create a shortcut to the print queue (to make it easy to cancel some printing), this didn't seem possible in Windows 7.

7. One member had a problem with a blank display on his HP "All in One" ("computer" and hard drive inside the monitor) computer. Since the computer is only a few months old, the best course of action seems to be to go back to the retailer.

There was also some discussion about the "fire sale" of the now discontinued HP Touchpad tablet computer.

It would be helpful if you could advise me of your problems before the meeting. That gives me a chance to find the solution and any additional material that may be of interest. If you are not on "my list" and want to be, please email me at mikencolleen@gmail.com

Michael McDonald

Courses for October and November 2011

Courses for October 2011 (Subject to change)

Course	Day	Time	Weeks	Date	Cost
Files & Folders	Monday	AM	1	10/10/11	\$5
Photo Editing	Monday	AM	1	24/10/11	\$5
Essential WP with Word 2007/10	Monday	PM	4	10/10-31/10	\$20
Welcome to Computing	Tuesday	AM	2	11-18/10/11	Free
Welcome to Computing	Tuesday	AM	2	25/10-1/11	Free
Publisher	Tuesday	PM	4	11/10-1/11	\$20
Essential WP with WordPad	Wednesday	AM	4	12/10-2/11	\$20
Quick-Start E-Mail	Wednesday	12-1PM	1 Hour	5 & 12/10/11	Free
PowerPoint	Thursday	AM	4	13/10-3/11	\$20
E-Mail	Friday	AM	4	14/10-4/11	\$20
Welcome to Computing	Friday	PM	2	14-21/11/11	Free
Build a Website *	Friday	PM	1	28/10/11	Free
Pictures/Documents to Email	Friday	PM	1	4/11/11	\$5

* Short Course

Course Times 10.00am to 12.00 noon & 1.30pm to 3.30 pm

Courses for November

Course	Day	Time	Weeks	Date	Cost
Welcome to Computing	Monday	AM	2	7/11 & 14/11/11	Free
Guide to Windows 7	Monday	PM	4	7/11 to 28/11/11	\$20
E-Mail	Tuesday	AM	4	8/11 to 29/11/11	\$20
Publisher	Tuesday	PM	4	8/11 to 29/11 11	\$20
More W.P.	Wednesday	AM	4	9/11 to 30/11/11	\$20
Quick start e-mail	Wednesday	12-1pm	1 hour	9/11/11	Free
Files and Folders	Thursday	AM	1	10/11/11	\$5
	Thursday				
Pictures and Docs into E-mail	Friday	AM	2		\$10
Welcome to Computing	Friday	PM	2	11/11 & 18/11/11	Free

Course Times 9.30 am to 11.30 am & 1.30pm to 3.30 pm

If the course you wish to do is not listed or is at an inconvenient time, please

Let us know, as it may be possible to reschedule the course.

Note: Course are subject to availability of Tutors and to the requirements of members.

Please retain this schedule for your convenience.

Hamilton SeniorNet Inc.



Course Application Form

Please enrol me in the following course (each course will require a new form)

Course Name:

Date Required .From.....to.....

(PLEASE REFER TO CLASS TIMETABLE)

Start Time: _____ am/pm

Name: _____

Address: _____

Telephone: _____

Course Fee \$ enclosed

(Cheques made payable to **Hamilton SeniorNet Inc.**)

Please circle if you have either: XP Vista, Windows 7

Word program: Word pad, Word 2003, Word 2007, Word 2010

YOU WILL BE ADVISED OF YOUR ACCEPTANCE TO THIS COURSE BEFORE YOU AT-TEND

Send to: **Noel Gillard**

4/3 Admiral Crescent Flagstaff

Hamilton 3210


Phone 854 0829

Courses

Course	Weeks	Name	Cost
Welcome to Computing	2	XP & Vista using WordPad Windows 7 using WordPad	Free
Basic E-Mail	1 Hour		Free
Essential Word Processing	4	XP & Vista using WordPad Windows 7 using WordPad Vista & Windows 7 using Microsoft Word 2007 Vista & Windows 7 using Microsoft Word 2010	\$20
More Word Processing	4	Using Microsoft Word 2003 Using Microsoft Word 2007 Using Microsoft Word 2010	\$20
Introduction to Ribbon Tool Bars	1		\$5
Guide to Windows 7	4		\$20
Managing MS Word 2010	2		\$10
Files & Folders	1		\$5
Internet	4		\$20
E-Mail	4	Using Outlook Express (Windows Mail)	\$20
Publisher	4	Using Word 2003 Using Word 2007	\$20
Power Point	4	Using Microsoft Word 2003 Using Microsoft Word 2007	\$20
Digital Camera	4		\$20
Photo Editing	2	Using Picasa	\$10
Putting Pictures & Documents into E-mail	1		\$5
Excel	4	XP Excel 2003 XP Excel 2007	\$20
Spread Sheet	4		\$20
Data Base	4		\$20
Money	4		\$20
Genealogy	4		\$20
			\$20

Workshops Free.

The Wheels of Life



With this in mind, I bought myself a new scooter.

I wanted something that was easy on gas and could zip me to





Partnering up to improve the safety of senior road users

SeniorNet and the NZ Transport Agency (NZTA) have partnered up to improve the safety of senior road users. The NZTA has developed some new online resources and felt that SeniorNets' community learning network would be a great way to raise awareness of them.

For many older people driving is a key to their independence, and many of them rely on their cars to get around – for shopping, appointments or visiting friends and family.

While older drivers don't have as many crashes as younger drivers, if they do crash they are more at risk of being seriously injured or killed. This is due to increasing physical fragility.

The NZTA's new education resources for senior road users include the Staying Safe online toolkit at www.nzta.govt.nz/traffic/senior-road-users.

This website section has been designed for older drivers and provides interactive activities and information to help older drivers improve safety for themselves. They're designed to help people maintain their independence while also staying safe on the road.

The information includes:

- an online self assessment quiz that provides some guidance to senior road users to help them self-examine and compare their own ability with the requirements for safe-driving

- brief video clips of how to keep safe in the following driving situations:

- o Safe driving rules

- o Flush medians

- o Roundabouts

- o Traffic lights

- o Motorways

- o Open road driving

- o information on how to choose a safe vehicle

- o information on safe alternatives to driving including walking and cycling.

The website has simple usability, there are instructions on how to make the font larger online and navigation has been designed to be straightforward.

Staying Safe workshops

The NZTA has also launched some Staying Safe workshop materials available to any organisation that wants to provide a refresher road safety workshop for senior road users. I'll be talking to Learning Centres more about this through the year at our Regional Meetings.

The Staying Safe course content and supporting material are designed to help organisations provide classroom-based road safety refresher workshops for senior road users.

More information for organisations interested in running workshops is available at www.nzta.govt.nz/traffic/senior-road-users/staying-safe.html.

There is no direct funding from NZTA to run these courses but the resources can be used free of charge if charges for Staying Safe workshops are for your time, the venue, refreshments, photocopying etc, and not for profit.

IMPORTANT NOTICE

Laurie Hutton has for many years been the Secretary for Hamilton SeniorNet. In all this time he has been a dedicated and efficient Secretary, contributing to the smooth running of the Committee.

I am sorry to tell you that because of recurring health problems Laurie will shortly stand down from his position. We will then require another Secretary.

Secretary is an important position and it is one which is needed if the Committee is to operate efficiently. I am therefore asking all members to consider whether this is a position which you could fill. Please contact Laurie if you would like more information as to his duties and the time these involve.

If any one would like to discuss this matter with me, please do not hesitate to contact me.

Arthur Beale
PRESIDENT

Waiver

From time to time some of our members give help and advice to other members on matters relating to computers and associated equipment. This help and advice is taken solely at the recipient's risk and imposes no responsibility or liability of any kind on those providing such help or advice, or on Hamilton SeniorNet Inc.

Likewise for advice and information in this Computalk newsletter.

Home Help with Computer Problems

SeniorNet members can get home help at very reasonable charge-out rates from the following Tutor:-

Patricia Van der Maas 'Phone 853 6077

